

EVERGREEN SHELVING

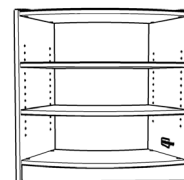
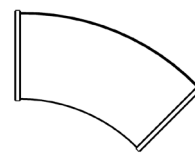


Description

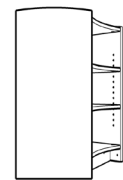
Includes 2 adjustable shelves and is designed to fit corner spaces or pair with other 15 series Evergreen shelves to provide room division and storage to your learning space. Highly durable, with finger friendly edges, this shelf is ideal for use in all early learning, kindergarten and elementary school environments.

Product features

- Edges all smoothed and finished
- Glides to base
- 2 adjustable shelves



32"



32"

14"

Materials

- Europly FSC Certified hardwood plywood (FSC R 012337)
- MPX® FSC Certified hardwood plywood (FSC R 012337)

natural pod™

TECHNICAL DRAWING

EVERGREEN SHELVING

LENGTH 32"

DEPTH 14"

HEIGHT 32"

Dimensions indicated are approximate. Please contact us if you require clarification.

